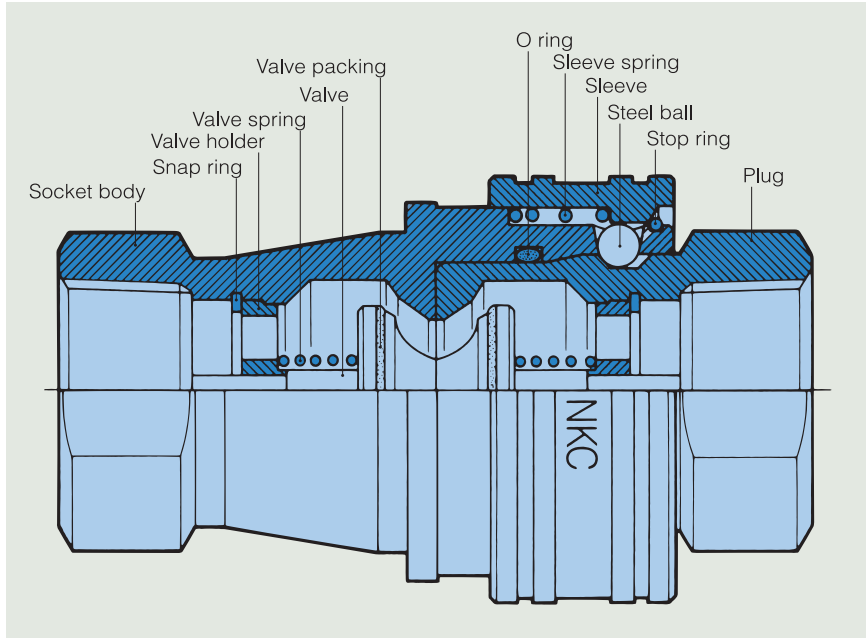


# KS Series

For middle & low pressure,  
Twin valve type

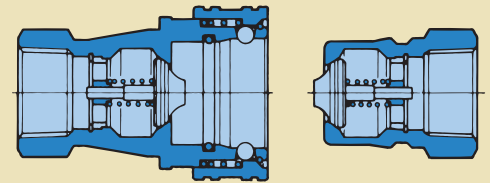


## Features

- Both the socket and plug of this twin-valve coupling incorporate a shutoff valve. The moment the socket and plug are disconnected, the socket and plug sides of the coupling are completely sealed.
- Because the coupling has been made with great precision by fully utilizing the newest machining technology, a superior sealing performance is ensured even as the socket and plug are connected or disconnected.
- The passage opens the moment the socket or plug is connected and closes the moment the socket or plug is disconnected. This virtually eliminates fluid loss and air entry.
- Numerous models are available varying in nominal diameter, body material, O ring material and valve packing material. Select the model that is best suited to your application and operating conditions.

### When disconnecting

When the sleeve of the socket is moved to the socket side, the steel ball can move freely in the outer circumferential direction. The plug is disconnected from the socket by the reaction forces of the socket and plug valve springs. The moment the plug is disconnected, the valves on both the socket and plug sides contact the mating seat sections to stop the fluid from flowing.



### When connecting

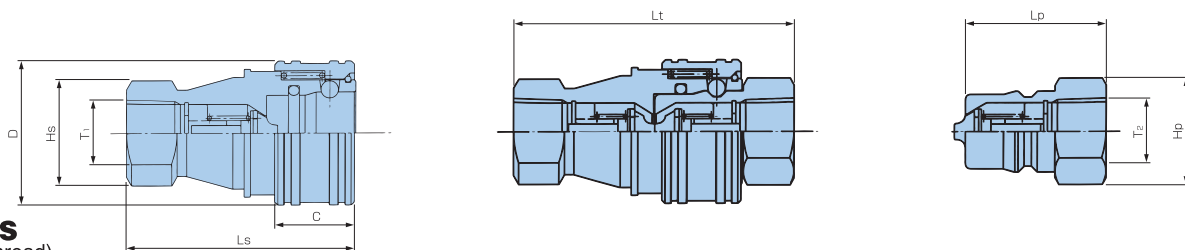
If the plug is inserted while the sleeve remains on the socket side, the sleeve is returned to its former position by the force of the sleeve spring and the steel ball locks in place to ensure connection. At this time, the valve on the socket side and that on the plug side push against each other to open the passage and allow fluid to flow. The O ring completely prevents fluid leakage.

## Notes

- The chemical resistance varies depending on the O ring and valve packing material. Select the material that is best for the fluid to be piped.
- Note that sockets can be connected to plugs only when their nominal diameters are the same.
- If the connection side is equipped with a hose nipple or a female screw, use a commercially available joint.

## Specification

Model	KS-1	KS-2	KS-3	KS-4	KS-6	KS-8	KS-10	KS-12	KS-16
Nominal diameter	1/8"	1/4"	3/8"	1/2"	3/4"	1"	1-1/4"	1-1/2"	2"
Material of socket / plug body	Brass C3604(BsBM) / Stainless steel SUS304								
Connection method (type)	Only female thread(both socket and plug)								
Working pressure MPa (Max.working pressure)	Brass	5.0 (7.5)			3.0 (4.5)		2.0 (3.0)		1.5 (2.3)
	Stainless steel	7.5 (10.0)			4.5 (6.5)		3.0 (4.5)		2.0 (3.0)
O ring, Valve packing material Working temperature range	Viton(FMP) : -20°C ~ +180°C								
Applicable fluid	Brass	Gasoline, Heavy oil, Kerosene, Water, Air							
	Stainless steel	Acidic fluids, Alkaline fluid, Brine							
Use	Water piping, Sea-water piping, Oxygen piping, Acetylene piping, Air piping, Chemicals, Chemical plant, High pressure gas piping								



## Model KS (Female thread)

Model	Thread size T <sub>1</sub> (Rc)	Socket(S)						Model	Thread size T <sub>2</sub> (Rc)	Plug(P)				Assembling length Lt.(mm)	Min. sectional area of passage(cm <sup>2</sup> )
		Dimensions(mm)				Mass(g)				寸法(mm)		Mass(g)			
		Ls	Hs (φ/Face width)	D (φ)	C	Brass	Stainless steel			Lp	Hp (Hex)	Brass	Stainless steel		
KS-1S	1/8"	48	18 / 14	24	16.5	90	73	KS-1P	1/8"	29	14	20	18	60	0.15
KS-2S	1/4"	58	22 / 17	28	17.5	150	130	KS-2P	1/4"	36	17	38	33	71	0.2
KS-3S	3/8"	65	25 / 21	35	20	220	195	KS-3P	3/8"	40	21	65	55	80	0.5
KS-4S	1/2"	72	35 / 29	45	25	470	435	KS-4P	1/2"	44	29	135	125	89	1
KS-6S	3/4"	88	41 / 35	55	32	775	710	KS-6P	3/4"	52	35	230	210	105	1.9
KS-8S	1"	102	48 / 41	65	32.5	1090	1000	KS-8P	1"	62	41	380	315	125	2.9
KS-10S	1-1/4"	115	59 / 54	77.5	34	1730	1600	KS-10P	1-1/4"	70	54	650	600	141	4.5
KS-12S	1-1/2"	124	69 / 63	87.5	39	2550	2340	KS-12P	1-1/2"	75	65	965	890	151	7.7
KS-16S	2"	132	86 / 77	109	39	3950	3660	KS-16P	2"	80	77(F/W)	1630	1510	160	12.3